



Stratfor

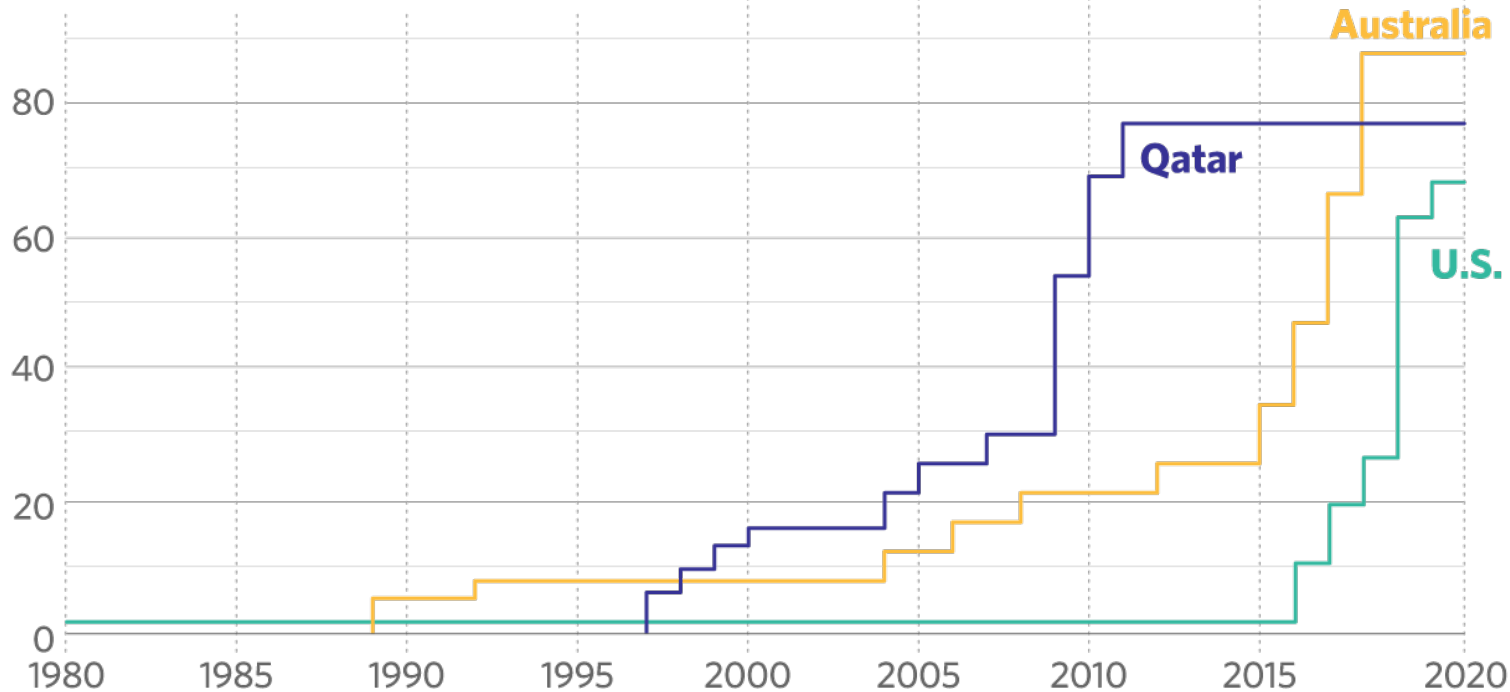
Your World. In Context.

U.S. Shale Gas Goes Global

Qatar, long the globe's largest producer of liquified natural gas, is facing serious competition as production facilities in Australia and the United States come online.

LNG Liquefaction Capacity

100 MILLION METRIC TONS PER YEAR



Source:
International
Gas Union

Copyright Stratfor 2019

Russia's Plan to Deliver More Natural Gas

In 2017, Russia sent 193.9 billion cubic meters of natural gas to Europe and Turkey. The natural gas was delivered through a system of pipelines that run both through and around Ukraine.

The pipeline system has a total capacity of 241.15 bcm per year

126.2 bcm capacity

Going through Ukraine to Europe

114.95 bcm capacity

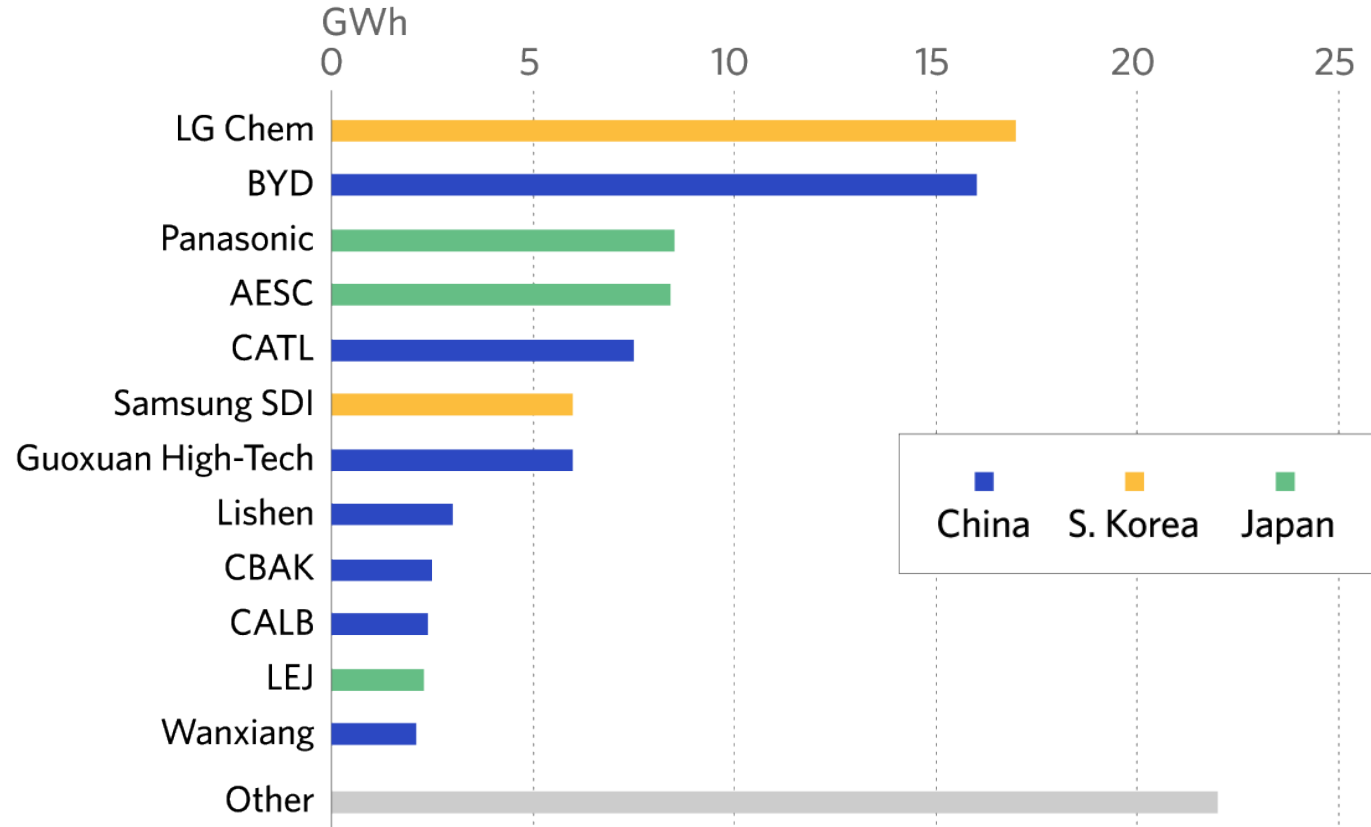
Not going through Ukraine to Europe



Copyright Stratfor 2019

Installed Lithium-Ion Battery Manufacturing Capacity, Q1-2017

Manufacturing capacity for lithium-ion batteries has expanded rapidly over the last few years around the world. Capacity exceeded 100 gigawatt-hours per year in the first quarter of 2017 and has continued to expand since, with more than 150 GWh of capacity expected to come online in the next five years.

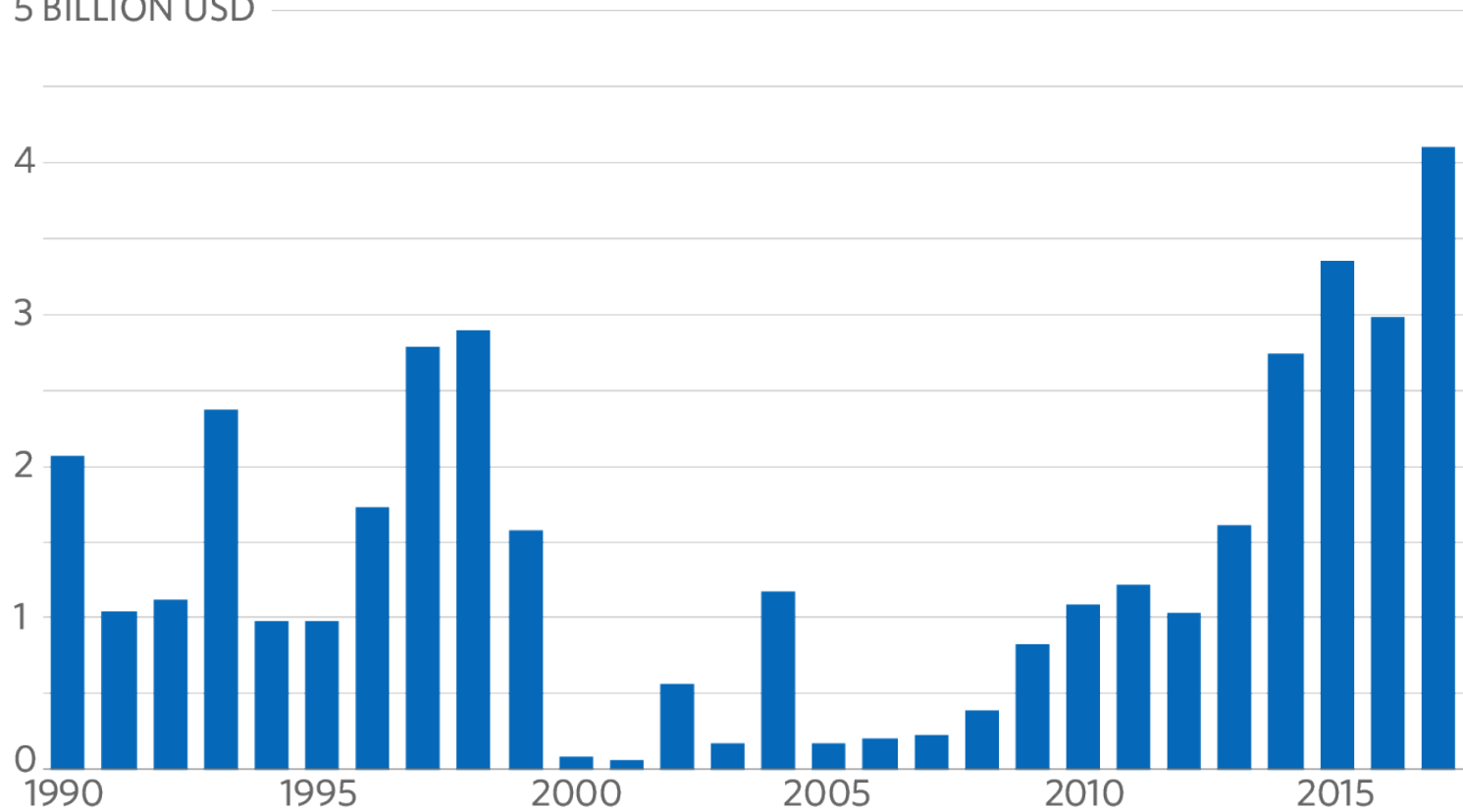


Source: Bloomberg
New Energy Finance

Copyright Stratfor 2019

Total Saudi Arms Imports

5 BILLION USD



Source: SIPRI
Copyright Stratfor 2018

CONFIDENTIAL

Saudi Arms Imports and Country of Origin, by Decade

IN MILLION USD

1990-1999	
Austria	5
Brazil	64
Canada	385
France	728
Germany	15
Switzerland	321
U.K.	3,087
U.S.	12,978
TOTAL	17,583

2000-2009	
Belgium	98
Canada	86
China	66
France	1,283
Germany	12
Italy	134
Pakistan	4
South Africa	14
Switzerland	10
Turkey	103
U.K.	522
U.S.	1,533
TOTAL	3,865

2010-2017	
Austria	10
Belgium	59
Bulgaria	9
Canada	280
China	28
Finland	22
France	728
Georgia	14
Germany	428
Italy	227
Netherlands	113
Serbia	17
Slovakia	7
South Africa	20
Spain	646
Sweden	167
Switzerland	349
Turkey	282
U.K.	4,595
U.S.	10,147
TOTAL	18,148

Source: SIPRI

Copyright Stratfor 2018